


Wireless Relay System - 1 channel

A wireless relay-controller for 12V or 24V with a 1-channel / output. Remotes are bought seperatly The 3 built-in functions give you many possibilities.



Remotes are bought separately

A wireless relay-controller for 12V or 24V with a 1-channel / output, 433mhz. The 3 built-in functions give you many possibilities.

The controller has a learn-function, so that you can register multiple remotes to the same controller. It is possible, for example to have multiple remotes for one controller, but also possible to have the same remote for multiple controllers - max 8 can be programmed at the same time.

Remotes are bought separately

Standard and protected remotes are ready for use, as a 23A (standard remote) 27A (protected remote) battery is already mounted. You can easily change the battery when this is needed. The elegant remote uses 2 x AAA batteries, not included.

Functions

There is a jumper inside the relay, that can be placed in three ways (left, right or no jumper). It is the placement of this jumper that decides in what way the relay operates. The three functions can be seen below:

Toggle: Push button A for turning on, push A again for turning off.

Latch: Push button A for turning on, push B for turning on.

Momentary / push-on: Only on when button A is pushed down.

Learn-button

The learn-button is used to register the ID of the remote in the controller. When you push the learn-button - a yellow LED will turn on, afterwards you can push the wanted button on the remote. The LED will flash and the ID has been saved.

To reset the controller, simply push and hold the learn button until the LED flashes.

Connecting

Each relay output is marked with A and C, while the relay input is marked with B.

Using normal relay designations, A is "NO" (normally open) while C is "NC" (normally closed). You can use the two outputs to get power when the relay is off or when the relay is on. You can also use both.

Electronic remote


The electronic remote is used when you want to transmit signals to a receiving relay with other electronics, eg. with a timer, switch relay or similar. The remote is for 12V systems only. We recommend that one has experience working with electronics before using this.

Specifications

| | |
|-------------------------|-------------------|
| Max current | 10A |
| Working temperature | -10 to 60 degrees |
| Range | 30-50m |
| Dimension on controller | 82 x 39 x 23mm |
| Standby-consumption | 0,25W |


Product overview

Receiver, 12V relay



SKU 609741

Receiver, 24V relay



SKU 609761

Remote, Standard



SKU 609722

Remote, Protected



SKU 609723

Remote, Elegant




SKU 609730

Remote, Industrial



SKU 609732

Remote, Electronic 5-12V DC



SKU 609791
Voltage: 5-12V

Product pictures

